

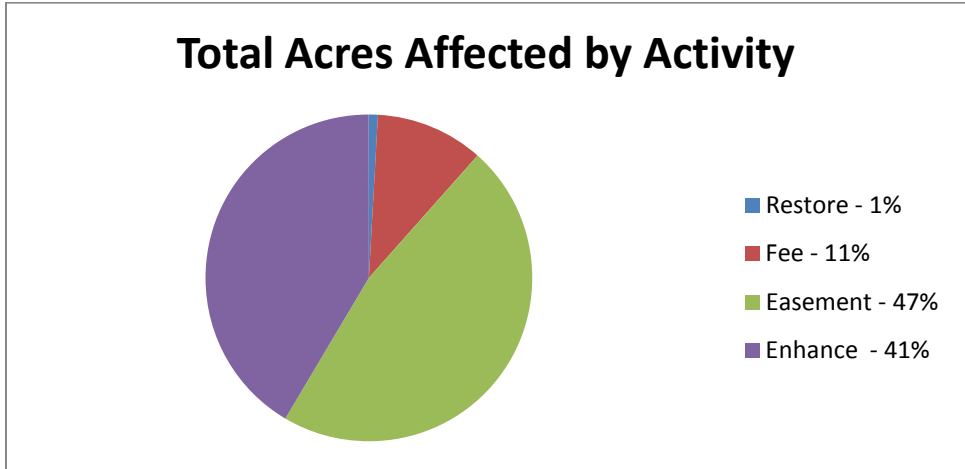
## **FY 12 Recommended Appropriations**

The tables and figures that follow summarize the expected impacts of the appropriations recommended by the LSOHC for fiscal year 2012. The data omit the expected impacts of the Conservation Partners Legacy grant program, which is recommended for funding at \$5,629,000.

- The council recommended 27 proposals for funding, totaling \$86 million.
- Organizations recommended to receive funding include one watershed district, two counties, two state agencies, and one federal agency, and nine non-governmental organizations.
- Several proposals are continuations of previously recommended programs, including the Accelerating the WPA, The Minnesota Prairie Recovery Project, The Metro Big Rivers program, the Green Corridor Program, and RIM-WRP.
- The majority of activity is in conservation easement acquisition, which incurs no PILT liability. Three main programs, RIM-WRP, Minnesota Forest for the Future, and Protecting Sensitive Shorelands in North Central Minnesota, will negotiate and hold most of these conservation easement acquisitions.
- The majority of funding is in fee acquisition. Five programs, Accelerating the WMA, Accelerating the WPA, LaSalle Lake, and DNR WMA, SNA, State Prairie Bank, and Forest Lands, account for 49% of recommendations.
- The need for enhancement activities remains strong with several state programs, such as the DNR's forest habitat enhancement, accelerated prairie restoration and enhancement, and wetlands and shallow lakes, taking a leading role.
- Conservation work in the prairie and prairie/forest transition area constitutes 53% of the activity and 56% of the recommended funds.
- PILT obligations are 11% of overall protect activity and 60% of fee acquisition.

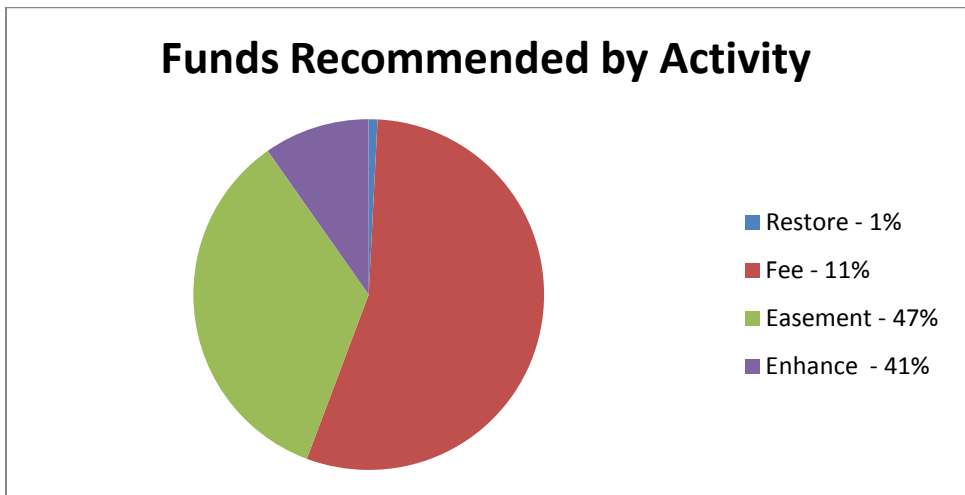
**Acres Affected – 96,137**

	Wetlands	Prairies	Forests	Habitat	TOTAL
Restore	65	651	109	25	<b>850</b>
Fee	1,537	4848	2,901	980	<b>10,266</b>
Easement	3,259	9214	31,511	1,209	<b>45,193</b>
Enhance	6,841	25,417	7,429	216	<b>39,903</b>
<b>TOTAL</b>	<b>11,702</b>	<b>40,130</b>	<b>41,950</b>	<b>2,430</b>	<b>96,212</b>



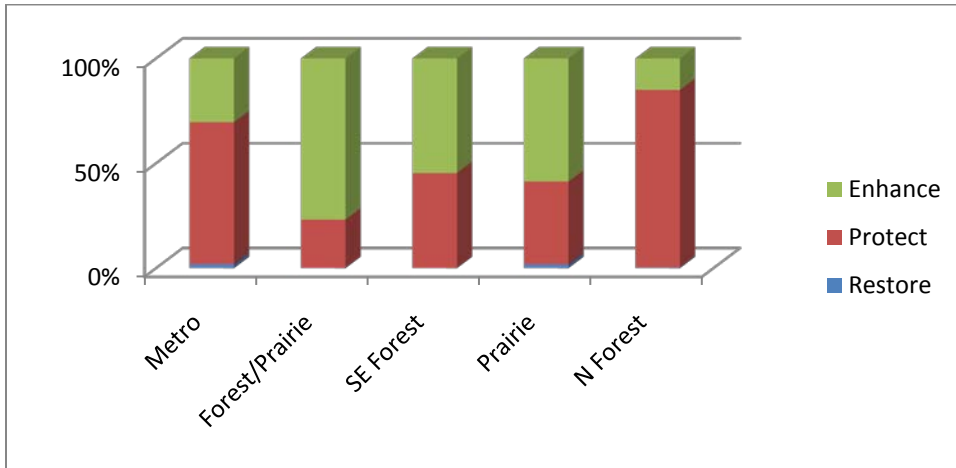
**Funds Recommended -- \$80,154,000**

	Wetlands	Prairies	Forests	Habitat	TOTAL
Restore	\$90,000	\$467,000	\$74,500	\$9,500	<b>\$641,000</b>
Fee	\$6,368,882	\$20,045,073	\$8,922,686	\$8,688,750	<b>\$44,025,391</b>
Easement	\$4,853,000	\$10,915,885	\$7,965,104	\$3,922,500	<b>\$27,656,489</b>
Enhance	\$1,205,118	\$3,180,502	\$911,500	\$2,534,000	<b>\$7,831,120</b>
<b>TOTAL</b>	<b>\$12,517,100</b>	<b>\$34,608,458</b>	<b>\$16,873,692</b>	<b>\$16,154,750</b>	<b>\$80,154,000</b>



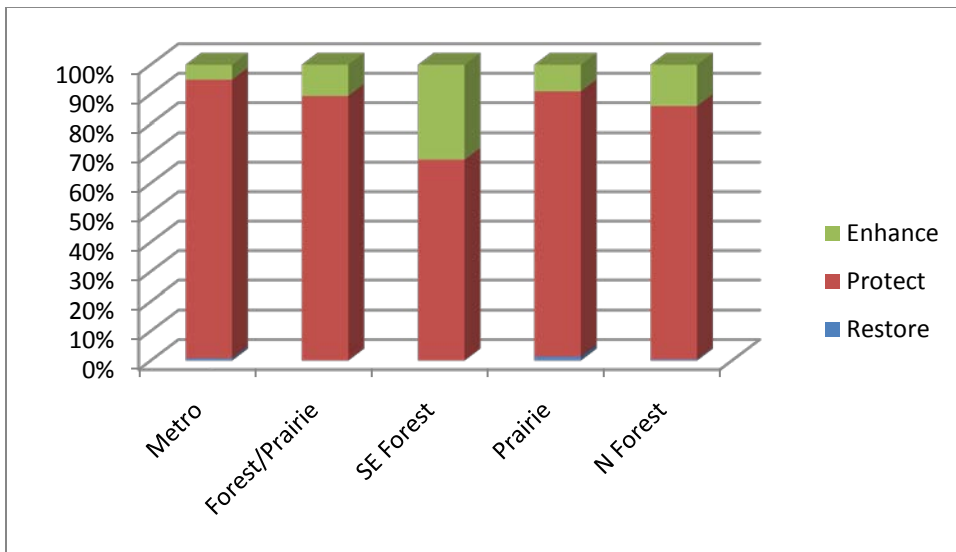
### Acres by Ecological Section

	Metro	Forest/Prairie	SE Forest	Prairie	N Forest	TOTAL
Restore	41	0	0	725	84	<b>850</b>
Protect	1,512	2,249	1,174	16,277	34,246	<b>55,459</b>
Enhance	674	7,533	1,417	24,181	6,099	<b>39,903</b>
<b>TOTAL</b>	<b>2,227</b>	<b>9,782</b>	<b>2,591</b>	<b>41,183</b>	<b>40,429</b>	<b>96,212</b>



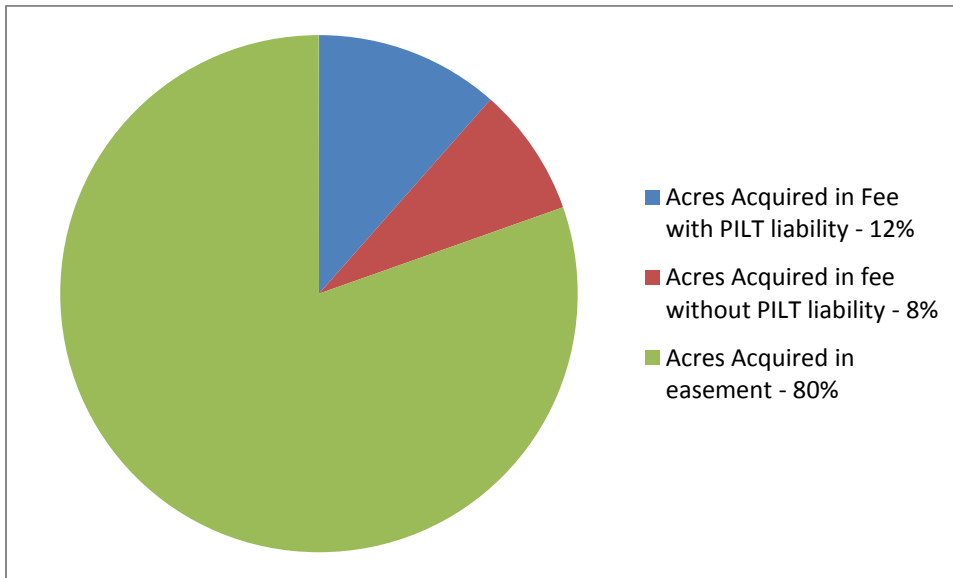
### Funds by Ecological Section

	Metro	Forest/Prairie	SE Forest	Prairie	N Forest	TOTAL
Restore	\$61,000	\$0	\$0	\$515,000	\$65,000	<b>\$641,000</b>
Protect	\$7,344,075	\$5,338,241	\$4,420,095	\$35,468,643	\$17,390,826	<b>\$69,961,880</b>
Enhance	\$397,145	\$633,295	\$2,082,736	\$3,581,608	\$2,856,336	<b>\$9,55,120</b>
<b>TOTAL</b>	<b>\$7,802,220</b>	<b>\$5,971,536</b>	<b>\$6,502,831</b>	<b>\$39,582,251</b>	<b>\$20,312,162</b>	<b>\$80,154,000</b>



## Payment in Lieu of Taxes

- Acres acquired with PILT liability: 6,262
- Acres acquired without PILT liability: 4,384
- Acres acquired with permanent conservation easement: 43,723
- Estimated total value of lands acquired: \$25,453,800
- Total estimated state PILT liability: \$190,772



## Personnel

- \$4,335,003 is for personnel costs or 6% of total recommendations.
- 35.5 FTEs will be directly supported within the programs, with 19.07 in state positions and 16.43 in NGO positions. Additional FTEs will be created as a result of non-personnel expenditures.
- Of that total, \$2,877,706 is to state agencies and \$1,457,297 to NGOs.