



# Fiscal Year 2016

## Outdoor Heritage Fund

### Recommendations Bill Summary

The tables and figures that follow summarize the expected impacts of the appropriations recommended by the Lessard-Sams Outdoor Heritage Council for fiscal year 2016, the seventh year of outdoor heritage funding. The Council recommended 35 proposals for \$100 million. The data omit the expected impacts of the Conservation Partners Legacy grant programs, which are recommended for funding at \$8,440,000.

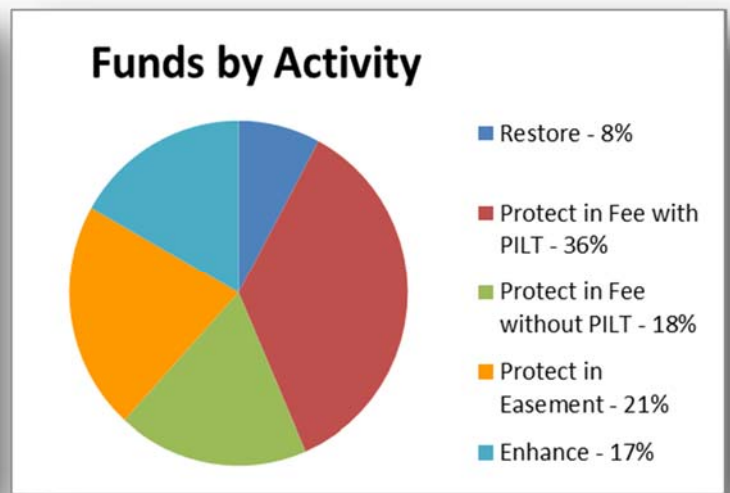
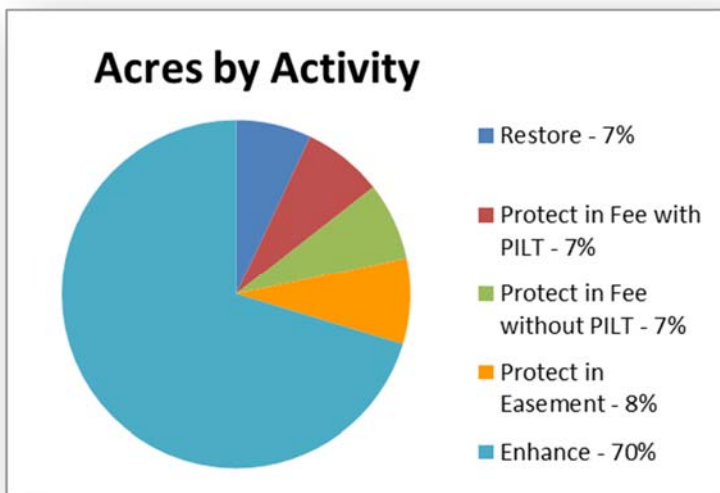
#### WHAT:

- The majority of activity (60,020 out of 77,551 acres, or 77%) is in enhancement and restoration, which incurs no PILT liability.
- The majority of funding (\$67,894,500 or 75%) is in acquisition. Of this amount, approximately 54% is fee acquisition and 21% in easement acquisition.
- PILT obligations from fee acquisition are estimated to be \$174,180
- 50 FTE (6% of total) will be funded with the appropriations. Of that figure, 32 FTE will be in state government, 17 in NGOs, and 1 in local units of government.
- Outcomes associated with programs include
  - o improved aquatic indicators;
  - o remnant native prairies and wetlands are perpetually protected;
  - o protected, restored, and enhanced habitat for migratory waterfowl, upland birds, and species of greatest conservation need;
  - o forestlands are protected from development and fragmentation;
  - o wetland and upland complexes will consist of native prairies, restored prairies, quality grasslands, and restored shallow lakes and wetlands; and
  - o core areas protected with highly biologically diverse wetland and plant communities, including native prairie, Big Woods, and oak savanna.

**WHO:**

- Organizations recommended to receive funding include seven local units of government, one tribe, two state agencies, and ten non-governmental organizations.
- The continued investment in robust on-going programs constitutes 66% of the recommendations, including Cannon River Watershed Habitat Complex, Ph. V, Wild Rice Shoreland Protection, Ph. IV, and Minnesota Trout Unlimited Coldwater Fish Habitat enhancement, Ph. VII.
- 14% of recommended programs involve two or more entities working in partnership to leverage resources to accomplish conservation objectives.
- Investments in public and private conservation partnerships involve 24 programs, which brings over \$20 million of leverage into play.

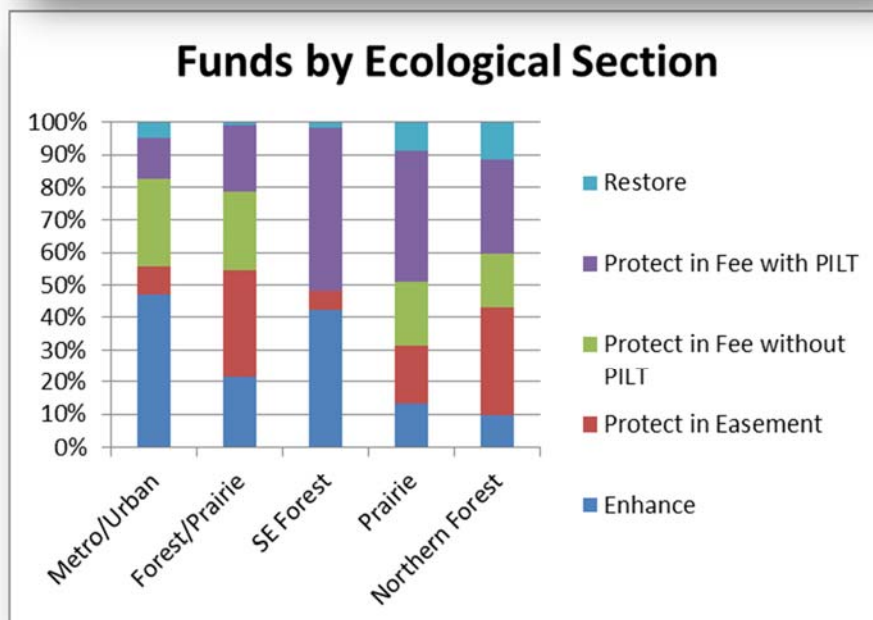
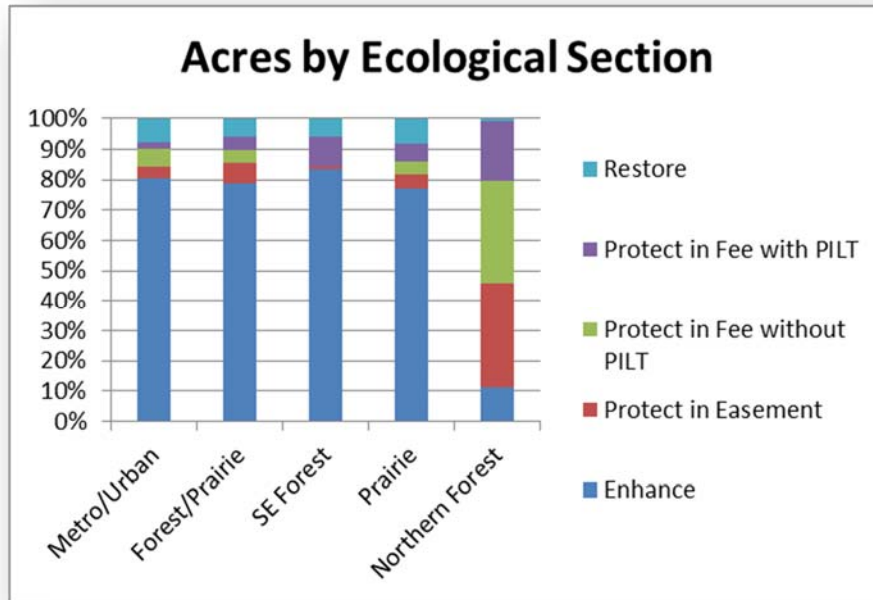
Acres	Wetlands	Prairies	Forests	Habitats	TOTAL	% of total
Restore	673	4,111	0	615	5,399	7%
Protect in Fee with PILT	524	2,817	1,898	567	5,806	7%
Protect in Fee without PILT	729	1,998	2,644	187	5,558	7%
Protect in Easement	261	2,377	2,093	1,436	6,167	8%
Enhance	9,685	38,790	3,231	2,915	54,621	70%
<b>TOTAL</b>	<b>11,872</b>	<b>50,093</b>	<b>9,866</b>	<b>5,720</b>	<b>77,551</b>	<b>100%</b>
<i>As a percent of total</i>	<i>15%</i>	<i>65%</i>	<i>13%</i>	<i>7%</i>		



Funds	Wetlands	Prairies	Forests	Habitats	TOTAL	% of total
Restore	\$1,816,200	\$941,300	\$0	\$4,314,000	\$7,071,500	8%
Protect in Fee with PILT	\$3,620,500	\$19,857,400	\$6,099,400	\$2,553,000	\$32,130,300	36%
Protect in Fee without PILT	\$3,072,000	\$10,166,500	\$2,657,600	\$551,300	\$16,447,400	18%
Protect in Easement	\$820,100	\$11,159,200	\$4,063,500	\$3,274,000	\$19,316,800	21%
Enhance	\$2,834,600	\$7,498,900	\$1,416,000	\$3,372,500	\$15,122,000	17%
<b>TOTAL</b>	<b>\$12,163,400</b>	<b>\$49,623,300</b>	<b>\$14,236,500</b>	<b>\$14,064,800</b>	<b>\$90,088,000</b>	<b>100%</b>
<i>As a percent of total</i>	<i>14%</i>	<i>55%</i>	<i>15%</i>	<i>16%</i>		

**WHERE:**

- The majority of activity (76%) and funding (69%) recommended will be focused on the prairie and prairie transition areas of the state and supports the goals and objectives of the Minnesota Prairie Plan.
- 1,865 acres of native prairie is anticipated to be acquired and 2,143 acres of native prairie will be restored and enhanced with these recommendations.
- Forests in the northern and southeastern regions of the state are anticipated to see 20% of the activity with 26% of the recommended funds dedicated to this activity.
- Three percent of the activity will be in the metro/urbanizing area, constituting 5% of funding recommended. (This figure does not include the Conservation Partners grant program, which directs \$3.692 million to grants in the seven county-metropolitan area and cities with a population of 50,000 or greater.)
- 162 miles of shoreline will be restored, enhanced and/or protected.



## Recommendation Summary

2(a) DNR WMA and SNA Acquisition, Ph. VII	DNR	\$4,570,000
2(b) Accelerating the Wildlife Management Area Program, Ph. VII	Pheasants Forever	\$7,452,000
2(c) MN Prairie Recovery Project, Ph. VI	The Nature Conservancy	\$4,032,000
2(d) Northern Tallgrass Prairie Nat'l Wildlife Refuge Land Acquisition, Ph. VI	The Nature Conservancy	\$3,430,000
2(e) Accelerated Native Prairie Bank Protection, Ph. IV	DNR	\$3,740,000
2(f) Minnesota Buffers for Wildlife and Water, Ph. V	BWSR	\$4,544,000
2(g) Cannon River Watershed Habitat Complex, Ph. V	Trust for Public Land	\$1,380,000
2(h) Prairie Chicken Habitat Partnership of the Southern Red River Valley	Pheasants Forever	\$1,800,000
2(i) Protecting and Restoring Minnesota's Important Bird Areas	Audubon of MN, MN Land Trust	\$1,730,000
2(j) Wild Rice River Corridor Habitat Restoration	Wild Rice River Watershed District	\$2,270,000
2(k) DNR Grassland, Ph. VII	DNR	\$4,880,000
2(l) Enhanced Public Land – Grasslands, Ph. II	Pheasants Forever	\$1,120,000
3(a) Protecting Forest Wildlife Habitat in the Wild Rice River Watershed	White Earth Nation	\$2,188,000
3(b) Camp Ripley ACUB, Ph. V	BWSR, Morrison County SWCD	\$1,500,000
3(c) Southeast Minnesota Protection and Restoration, Ph. III	The Nature Conservancy	\$2,910,000
3(d) Protecting Pinelands Sands Forest and Aquatic Habitat, Ph. II	DNR	\$2,180,000
3(e) Protect (Acquire) Key Forest Habitat Lands Cass County, Ph. VI	Cass County	\$442,000
3(f) Critical Shoreland Habitat Protection Program, Ph. III	Minnesota Land Trust	\$1,690,000
3(g) Mississippi Headwaters Habitat Partnership	Trust for Public Land, MN Land Trust, DNR	\$3,002,000
3(h) Southeast Forest Habitat Enhancement	DNR	\$910,000
4(a) Accelerating the Waterfowl Production Area Program, Ph. VII	Pheasants Forever	\$7,620,000
4(b) Shallow Lake & Wetland Protection Program, Ph. IV	Ducks Unlimited	\$9,040,000
4(c) Wild Rice Shoreland Protection, Ph. IV	BWSR, DNR	\$1,600,000
4(d) Accelerated Shallow Lakes and Wetland Enhancement, Ph. VII	DNR	\$2,130,000
5(a) Aquatic Habitat Protection, Restoration, and Enhancement, Ph. VII	DNR	\$4,540,000
5(b) Metro Big Rivers Partnership, Ph. VI	Great River Greening, Friends of the Mississippi, Trust for Public Land, MN Land Trust, MN Valley National Wildlife Trust	\$2,000,000
5(c) Minnesota Trout Unlimited Coldwater Fish Habitat Enhancement, Ph. VII	Minnesota Trout Unlimited	\$1,890,000
5(d) Lake Bemidji South Shore Restoration and Enhancement	City of Bemidji	\$1,650,000
5(e) Sand Hill River Fish Passage	Sand Hill Watershed District	\$990,000
5(f) Shell Rock River Watershed Habitat Restoration Program, Ph. IV	Shell Rock River Watershed	\$2,414,000
5(g) Lake Nokomis Shoreline Habitat Enhancements	Minneapolis Park Board	\$444,000
5(h) Conservation Partners Legacy Grant Program, Ph. VII	DNR	\$8,440,000
6(a) Contract Management	DNR	\$150,000
6(c) Restoration Evaluations	DNR	\$100,000